

Premier Energy Group, LLC / 1275 Bound Brook Rd, Suite 6, Middlesex, NJ 08846 / Phone: 732-302-0601

Natural Gas Futures Prices (\$/dth) NYMEX Settle on October 9, 2024

	2022	2023	2024	2025	2026
Jan	\$ 4.024	\$ 4.709	\$ 2.619	\$ 3.374	\$ 4.193
Feb	\$ 6.265	\$ 3.109	\$ 2.490	\$ 3.272	\$ 3.984
Mar	\$ 4.568	\$ 2.451	\$ 1.615	\$ 3.021	\$ 3.503
Apr	\$ 5.336	\$ 1.991	\$ 1.575	\$ 2.902	\$ 3.183
May	\$ 7.267	\$ 2.117	\$ 1.923	\$ 2.948	\$ 3.212
Jun	\$ 8.908	\$ 2.181	\$ 2.493	\$ 3.100	\$ 3.342
Jul	\$ 6.551	\$ 2.603	\$ 2.628	\$ 3.262	\$ 3.489
Aug	\$ 8.687	\$ 2.492	\$ 1.907	\$ 3.288	\$ 3.517
Sep	\$ 9.353	\$ 2.556	\$ 1.930	\$ 3.269	\$ 3.496
Oct	\$ 6.868	\$ 2.764	\$ 2.637	\$ 3.348	\$ 3.559
Nov	\$ 5.186	\$ 3.164	\$ 2.660	\$ 3.615	\$ 3.835
Dec	\$ 6.712	\$ 2.706	\$ 3.116	\$ 3.984	\$ 4.205
Avg.	\$ 6.644	\$ 2.737	\$ 2.299	\$ 3.282	\$ 3.627

Note: Prices in red italics are historical - NYMEX contract expired.

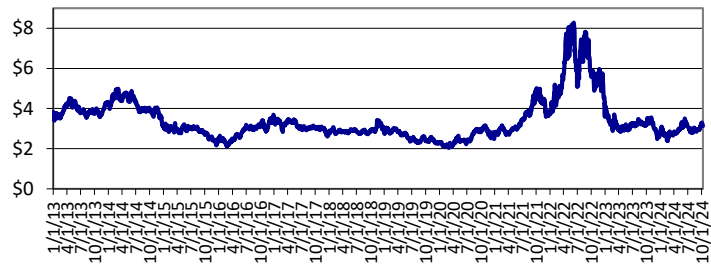
Market Outlook

The 12- and 24-month strip prices increased again this week, settling at \$3.246/Dth (up 3.57%) and \$3.429 (up 2.48%) respectively.

Temperatures in parts of the mid- and south-Atlantic states will experience below-normal temperatures for the next 6-10 days. Most of the Midwest as well as the mountains and the west coast will see above-normal temperatures for the same period.

The EIA reported a 82 Bcf injection which is higher than expectations of a 72 Bcf injection. Inventory falls to 124 Bcf above last year and 176 Bcf above the 5-year average.

Natural Gas - NYMEX 12-month futures strip (\$/dth)



Natural Gas NYMEX Strip Prices (\$/dth)

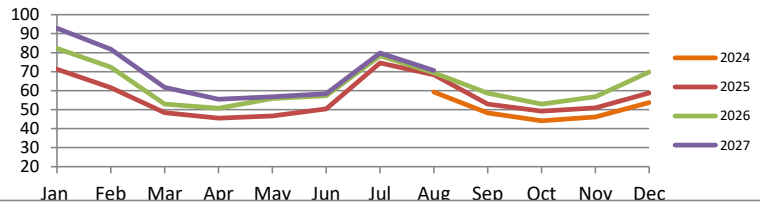
12-month strip	\$3.130
18-month strip	\$3.335
24-month strip	\$3.360

Natural Gas Storage (bcf) week ending 10/04/24

This week	82 bcf	3,629 bcf
Last week	55 bcf	3,547 bcf
This week last year	85 bcf	3,505 bcf
5-Year Average	96 bcf	3,453 bcf

Note: Negative number denotes withdrawal

Electricity - PJM West LMP Futures (Peak) - (\$/mwh)



Gas Daily Midpoint - Cash Prices (\$/dth) - flow date 10/10/24

Henry Hub	\$ 2.415
Transco Zone 6 - NY	\$ 1.725
Transco Zone 6 - non NY	\$ 1.695
Transco Zone 6 - non NY North	\$ 1.695
Tetco Zone M3	\$ 1.705

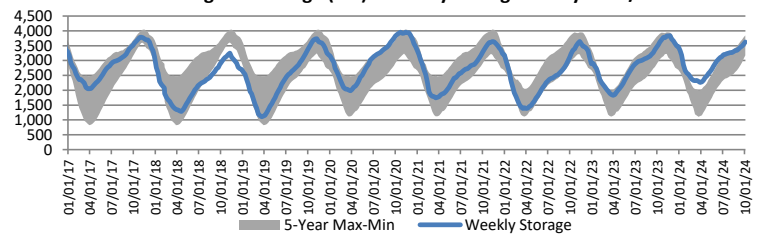
Fuel Prices - prompt month NYMEX

Natural Gas	\$ 2.660 /dth	\$ 2.66 /mmbtu
Crude Oil	\$ 73.24 /barrel	\$ 12.55 /mmbtu
#2 Heating Oil	\$ 2.277 /gallon	\$ 16.38 /mmbtu
Crude Oil - Natural Gas Spread:	\$ 9.89	

Heating/Cooling Degree Days

DEGREE DAYS - Newark, NJ	C.D.D.s
2024-2025 (Oct-May) Season to Date	7
2023-2024 (Oct-May) Season to Date	20
NORMAL (30-year avg) - Season to Date	40

Working Gas Storage (bcf) - Weekly Storage vs. 5-yr Min/Max



North American Gas Rig Count

